


# Family and Friends Starter

## Workbook



Naomi Simmons

OXFORD



# Contents

<b>Starter</b>	<b>Hello!</b>	<b>4</b>
<b>Unit 1</b>	<b>What colour is it?</b>	<b>10</b>
<b>Unit 2</b>	<b>What's this?</b>	<b>16</b>
<b>Unit 3</b>	<b>Is it a plane?</b>	<b>22</b>
<b>Review 1</b>		<b>28</b>
<b>Unit 4</b>	<b>This is my mum!</b>	<b>30</b>
<b>Unit 5</b>	<b>He's happy!</b>	<b>36</b>
<b>Unit 6</b>	<b>They're bears!</b>	<b>42</b>
<b>Review 2</b>		<b>48</b>
<b>Unit 7</b>	<b>Are they teachers?</b>	<b>50</b>
<b>Unit 8</b>	<b>I've got a shirt!</b>	<b>56</b>
<b>Unit 9</b>	<b>I like plums!</b>	<b>62</b>
<b>Review 3</b>		<b>68</b>
<b>Handwriting</b>		<b>70</b>



# Starter Hello!

## Lesson One Words

### 1 Look and trace.




### 2 Point and say.

Hello, Tim.



## 1 Look and match.


1



a




2



b



3



c



## 2 Point and say.



What's your name?

I'm Rosy.




# Lesson Three Sounds and letters

## 1 Trace.




## 2 Trace and write the letter Aa.



## 3 Trace the letters on the words.



Annie



apple

## 4 Find and colour the letter Aa.

Aa

Bb

Cc

Dd

Ee

Ff



Gg

Hh

Ii

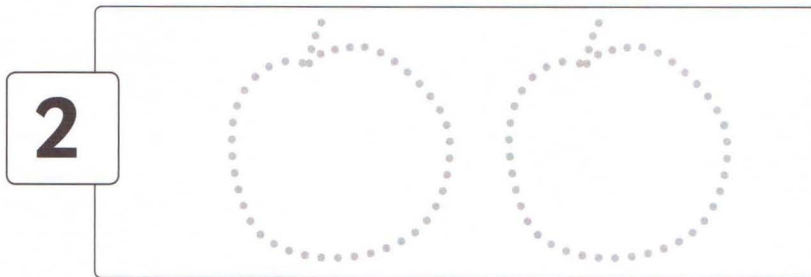


**1 Trace and write the number.**



**2 Look at the number and draw.**

1



2



3



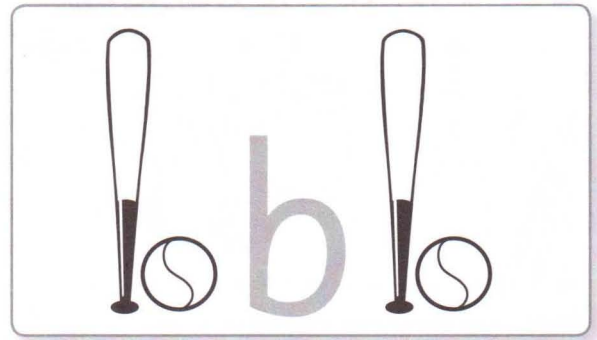
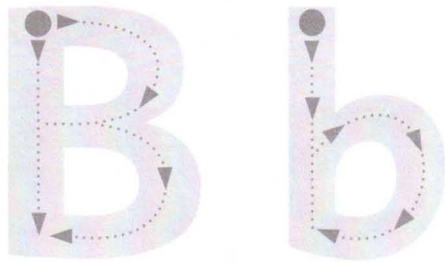
**3 Colour the numbers 1 and 2.**





# Lesson Five Sounds and letters

## 1 Trace.



## 2 Trace and write the letter Bb.



## 3 Trace the letters on the words.



boy




bat

## 4 Find and colour the letter Bb.

Aa Bb Cc Dd Ee  
Ff Gg Hh Ii



# 1 Finish the picture. Trace.



## 2 Point and say.

I'm Billy.

Goodbye


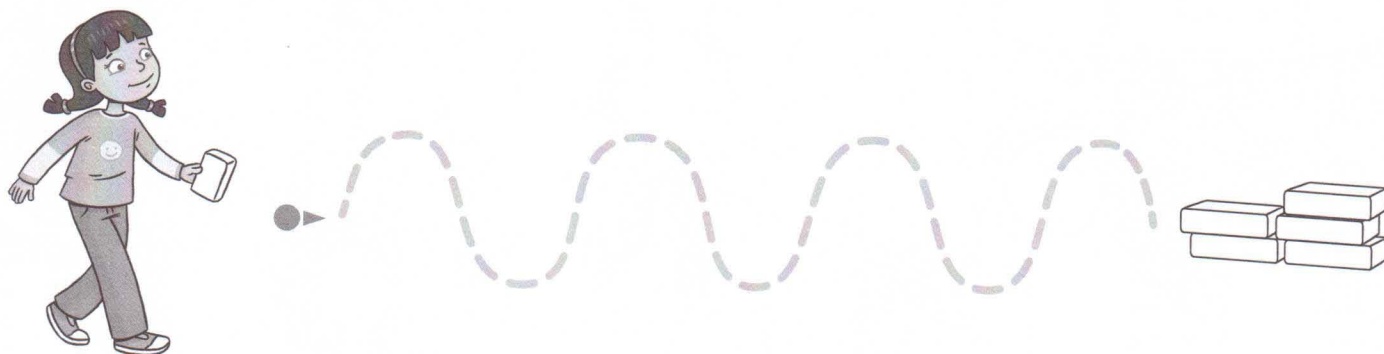



# 1

# What colour is it?

## Lesson One Words

### 1 Trace and colour.

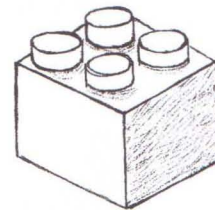
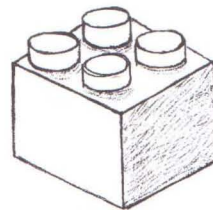
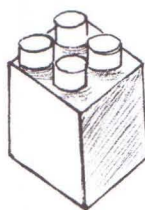
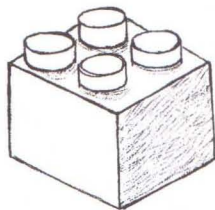
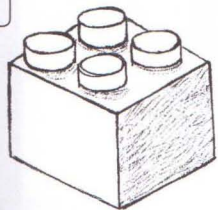


### 2 Point and say.



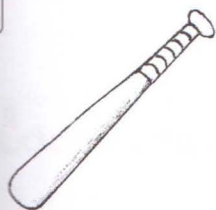
red

# 1 Colour the odd-one-out.

1






2



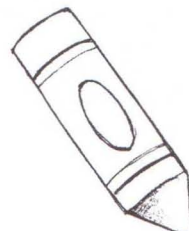
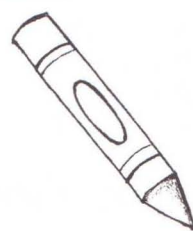
3



4



5





## 2 Point and say.

What colour is it?


It's ...




1 Trace.




2 Trace and write the letter Cc.



3 Trace the letters on the words.



c at



c ar

4 Find and colour the letter Cc.



Aa Bb Cc Dd Ee

Ff Gg Hh Ii

# 1 Trace and write the number.



# 2 Count and write the number.





# 3 Colour the numbers 3 and 4.






# Lesson Five Sounds and letters


## 1 Trace.




## 2 Trace and write the letter Dd.



## 3 Trace the letters on the words.



dog





duck

## 4 Find and colour the letter Dd.

Aa Bb Cc Dd Ee  
Ff Gg Hh Ii

# 1 Look and colour the numbers.



## 2 Point and say.

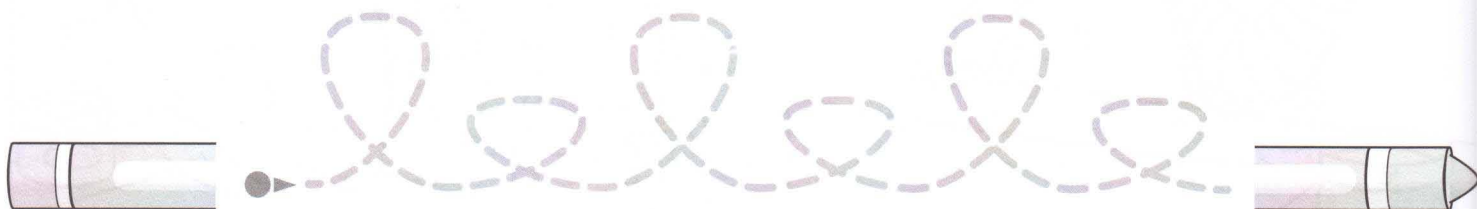


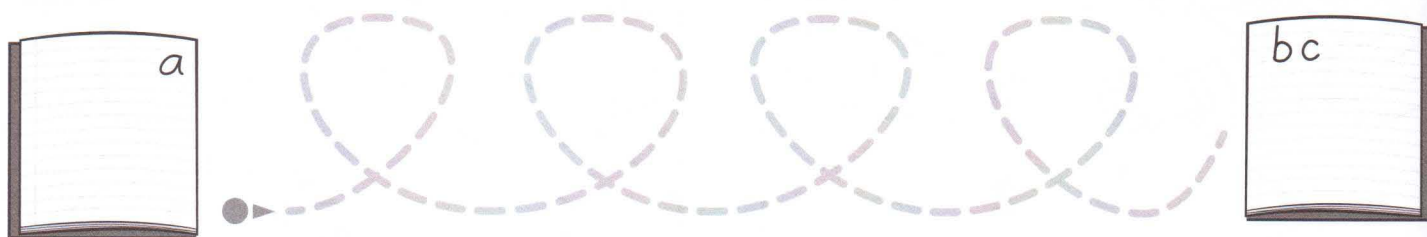
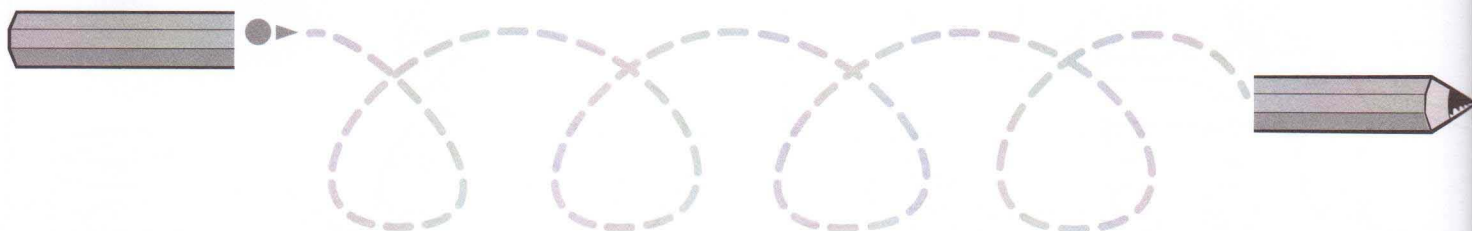
What colour is it?

It's ...



## Lesson One Words


### 1 Look and trace.



### 2 Point and say.

pencil

# 1 Colour the shapes with a dot.



## 2 Point and say.


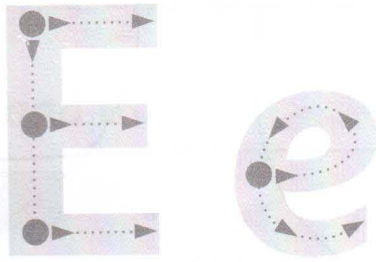
What's this?

It's a chair.




# Lesson Three Sounds and letters


## 1 Trace.




## 2 Trace and write the letter Ee.



## 3 Trace the letters on the words.



Ellie  
elephant

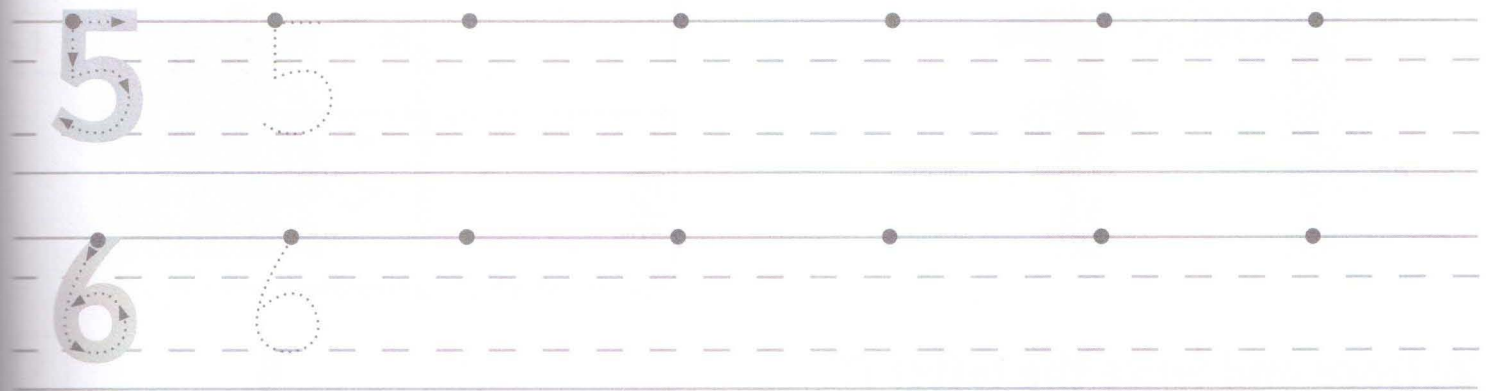


egg

## 4 Find and colour the letter Ee.


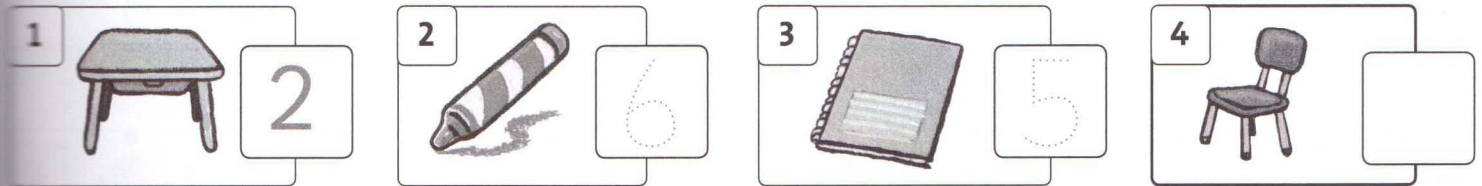
Aa Bb Cc Dd Ee  
Ff Gg Hh Ii

# 1 Trace and write the number.



# 2 Count and write the number.

~~2~~ 3 5 6




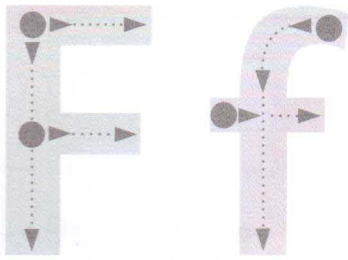
# 3 Colour the numbers 5 and 6.

1 2 3 4 5 6 7 8 9 10



# Lesson Five Sounds and letters


## 1 Trace.



## 2 Trace and write the letter Ff.



## 3 Trace the letters on the words.



fish



farm

## 4 Find and colour the letter Ff.

Aa Bb Cc Dd Ee

Ff Gg Hh Ii

# 1 Look and match.

1



2



3



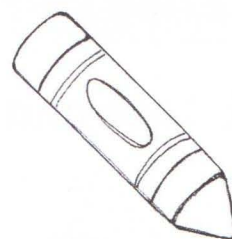
4



5




a



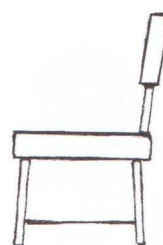
b




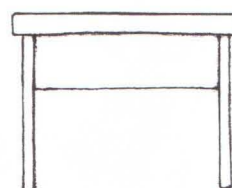
c



d



e



## 2 Colour the pictures and say.


It's a chair. It's red.



# Is it a plane?

## Lesson One Words

### 1 Look and trace.

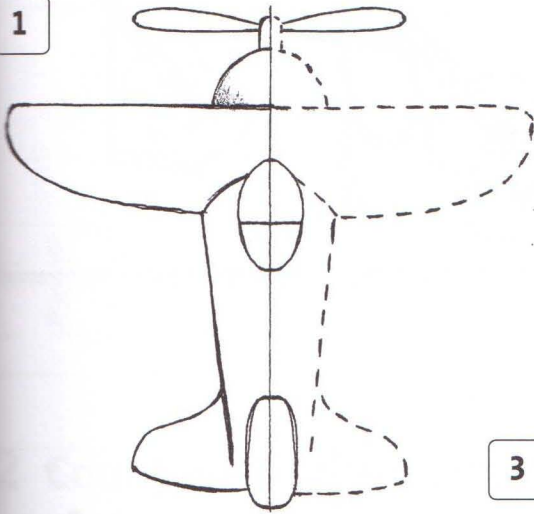


### 2 Point and say.


It's a puppet.

# 1 Complete the pictures.


1



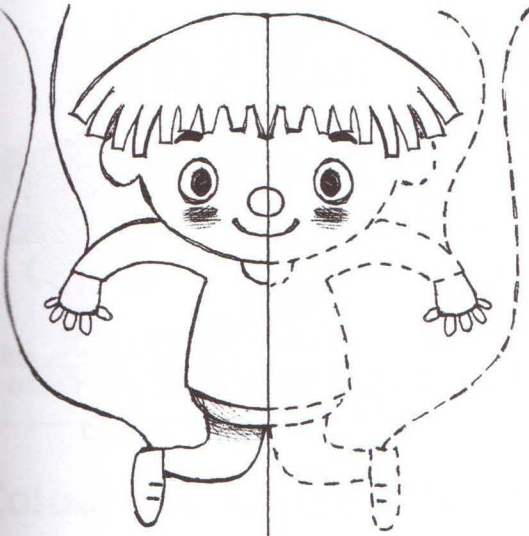
2



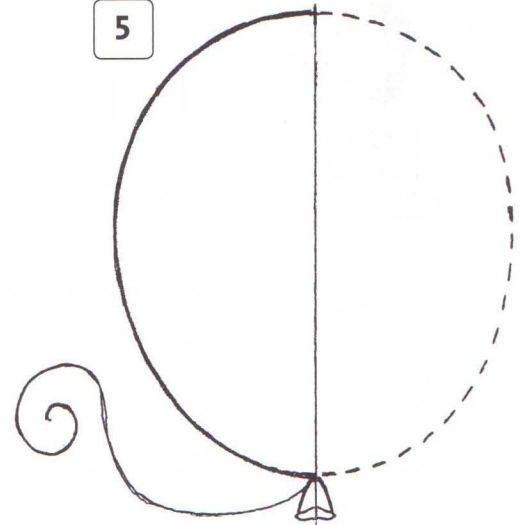
3



4



5



## 2 Point and say.

Is it a plane?

Yes, it is.



Is it a balloon? Yes, it is. No, it isn't.

Unit 3



# Lesson Three Sounds and letters

## 1 Trace.



## 2 Trace and write the letter Gg.



## 3 Trace the letters on the words.



girl


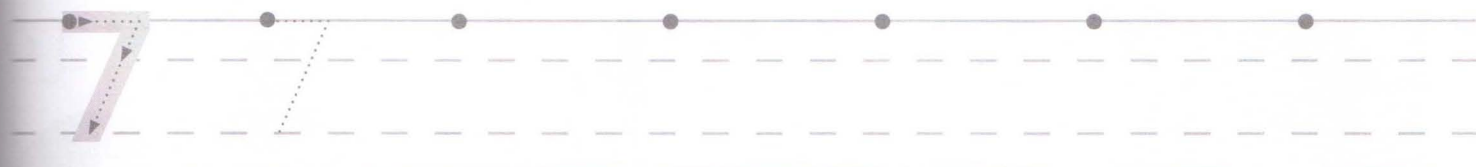


guitar

## 4 Find and colour the letter Gg.



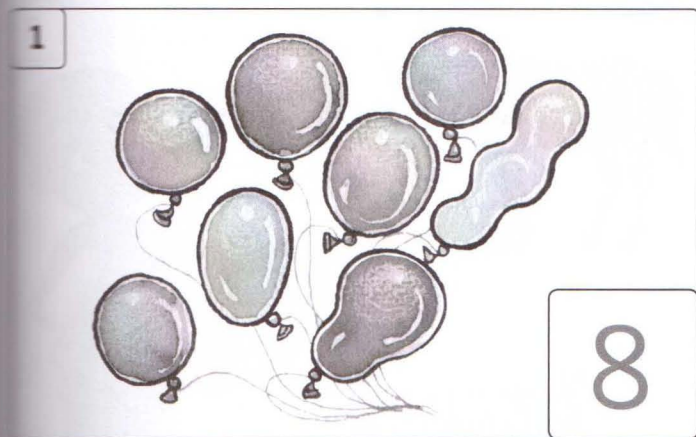
Aa Bb Cc Dd Ee  
Ff Gg Hh Ii

# 1 Trace and write the number.



# 2 Count and write the number.

2   4   7   ~~8~~




# 3 Colour the numbers 7 and 8.

1 2 3 4 5 6 7 8 9 10




# Lesson Five Sounds and letters


## 1 Trace and write the letters *Hh* and *Ii*.




## 2 Trace the letters on the words.




hat



horse



insect



ill

## 3 Find and colour the letters *Hh* and *Ii*.


Aa Bb Cc Dd Ee  
Ff Gg Hh Ii

# 1 Look and connect.

1



a



2




b



3



c



## 2 Point and say.







Is it a teddy?

No, it isn't.





# 1 Look and draw what is missing. Colour.



## 2 Point and say.

It's a balloon.






### 3 Trace the correct sound.

1




d c

2




f h

3




a e

4



h i

5



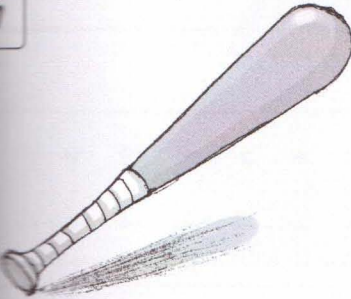
a d

6




g b

7




a b

8



f d

9



h c

### 4 Point and say.

f, fish



## Lesson One Words

### 1 Connect and trace.

1



sister

2



mum

3



brother

4



dad

### 2 Read the words.

**1** Look and say. Then copy the words.

1

grandma



grandma


2

mum



3


grandpa



grandpa

4

dad



**2** Point and say.





This is my grandma.





# Lesson Three Sounds and letters

## 1 Trace.



## 2 Trace and write the letter Jj.



## 3 Trace the letters on the words.

Juice in a jug.





## 4 Find and colour the letter Jj.


Jj Kk Ll Mm Nn


Oo Pp Qq Rr

# 1 Trace and write the number.



# 2 Count and write the number.









# 3 Colour the numbers 9 and 10.






# Lesson Five Sounds and letters

1 Trace and write the letters *Kk* and *Ll*.



2 Trace the letters on the words.

Katy is a kangaroo.  
She has got a key.



Look at the lion.  
The lion has got  
a lollipop.



3 Find and colour the letters *Kk* and *Ll*.

Jj Kk Ll Mm Nn  
Oo Pp Qq Rr

# 1 Look, trace and write.

mum dad brother sister grandma grandpa

1



This is my

sister

2



This is my

brother

3



This is my

grandpa

4



This is my

5



This is my

6




This is my

# 2 Read the sentences.



## Lesson One Words

### 1 Trace the correct word.




happy sad



hungry hot



sad cold



hungry happy



thirsty cold

### 2 Read the words.

**1 Look and say. Then copy the words.**

happy



thirsty



cold



**2 Point and say.**

He's *happy*.

She's ...

**3 Match the opposites.**

1

happy

thirsty

2

hungry




cold

3

hot

sad



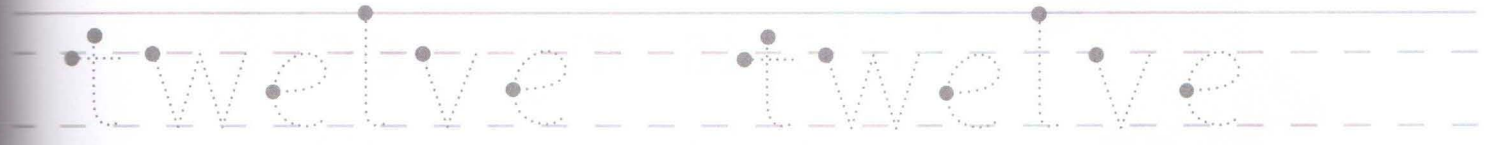


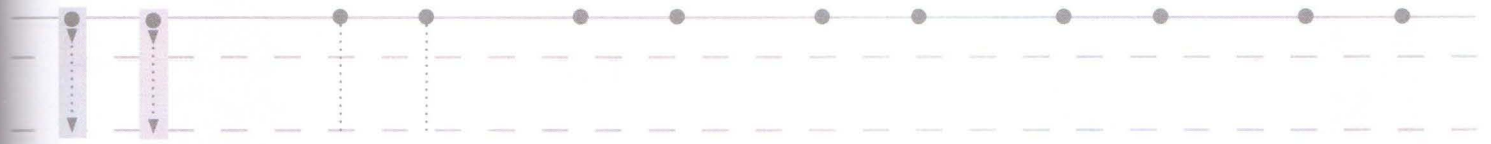
**1 Trace.****2 Trace and write the letter Mm.****3 Trace the letters on the words.**

A **m**an eats  
a **m**ango.

**4 Find and colour the letter Mm.**

Jj Kk Ll Mm Nn  
Oo Pp Qq Rr

# 1 Trace and write the number.



## 2 Read and draw.

1 Twelve sad ☹️☹️◯◯◯◯◯◯◯◯◯◯

2 Eleven happy 😊↩️

## 3 Colour the numbers 11 and 12.


11 12 13 14 15

16 17 18 19 20




# Lesson Five Sounds and letters

1 Write the letters *Nn* and *Oo*.



2 Trace the letters on the words.



I'm **N**ellie.

This is my **n**eck.

This is my **n**ose.




I'm **O**llie.

This is my **o**range.

This is my **o**ctopus.

3 Find and colour the letters *Nn* and *Oo*.



1 Look, trace and write.

He's She's

1



She's

cold.

2



He's

happy.

3



hungry.

4



thirsty.

5



sad.

6



hot.

2 Read the sentences.



## Lesson One Words


### 1 Trace the correct word.

1



tiger      bird

2



hippo      bear

3




bear      tiger

4



crocodile      bird

5




bear      hippo

### 2 Read the words.

**1** Look and say. Then copy the words.

bears

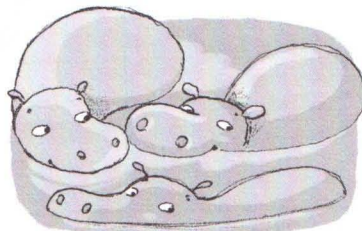


\_\_\_\_\_

\_\_\_\_\_

\_\_\_\_\_

hippos




\_\_\_\_\_

\_\_\_\_\_

\_\_\_\_\_

birds



\_\_\_\_\_

\_\_\_\_\_

\_\_\_\_\_


**2** Circle the correct word.

1 They're

crocodiles

tigers

birds .



2 They're

bears

tigers

hippos .




3 They're



tigers

crocodiles

birds .





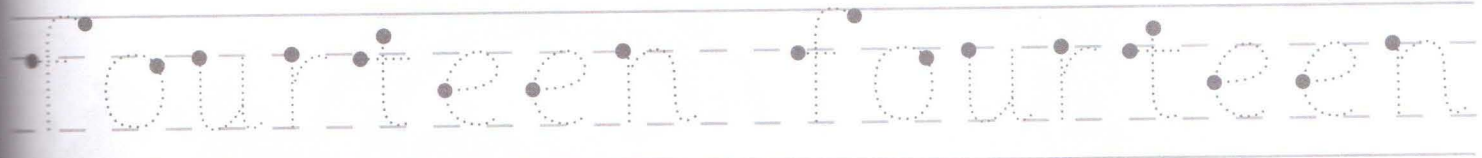
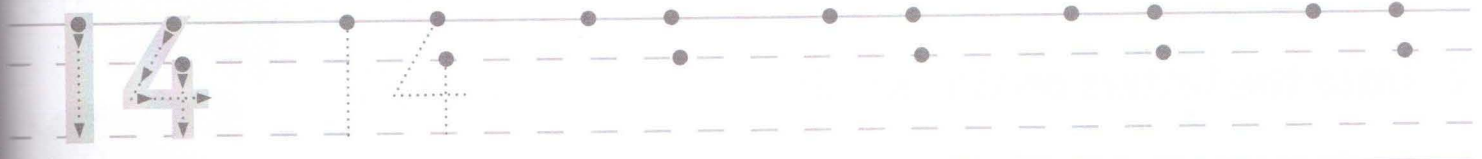

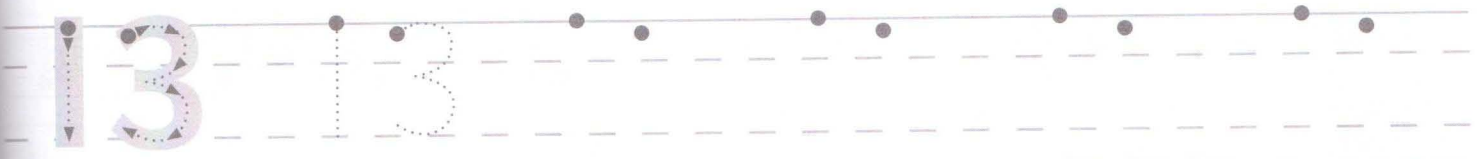
**1 Trace.****2 Trace and write the letter Pp.****3 Trace the letters on the words.**

Polly is a panda  
with a pen.


**4 Find and colour the letter Pp.**

Jj Kk Ll Mm Nn  
Oo Pp Qq Rr

# 1 Trace and write the number.



# 2 Count and add.

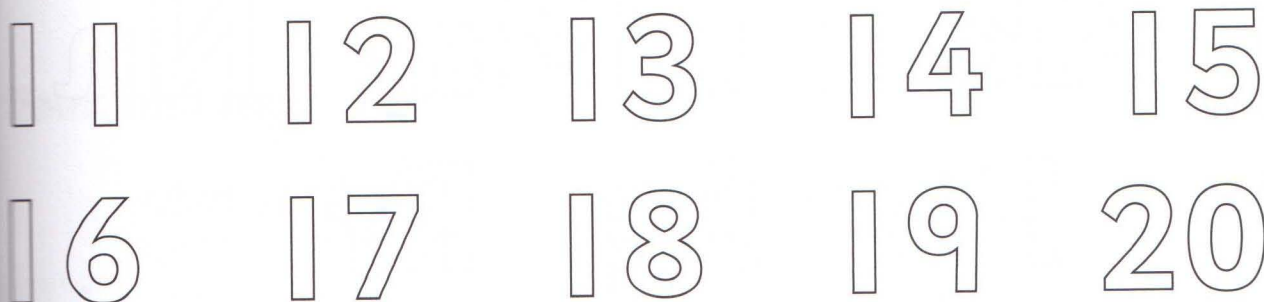


$$\begin{array}{|c|} \hline 10 \\ \hline \end{array} + 3 = \begin{array}{|c|} \hline 14 \\ \hline \end{array}$$



$$\begin{array}{|c|} \hline 8 \\ \hline \end{array} + 6 = \begin{array}{|c|} \hline \\ \hline \end{array}$$


# 3 Colour the numbers 13 and 14.






# Lesson Five Sounds and letters

**1** Trace and write the letters *Qq* and *Rr*.



**2** Trace the letters on the words.




The *q*ueen has got a *q*uilt.  
Look at the *r*ainbow.  
Look at the *r*iver.

**3** Find and colour the letters *Qq* and *Rr*.

Jj Kk Ll Mm Nn  
Oo Pp Qq Rr

# 1 Look, trace and write.

birds    bears    hippos    crocodiles    tigers



bears



## 2 Point and say.

What are they?


They're bears.



# 1 Look and write. Then read the sentences.

tigers sad sister thirsty

1



This is my

sister

2




She's

3



He's

4



They're

## 2 Say the sentences again, using the words below.

mum grandpa happy hot bears birds

This is my mum.

She's happy.

### 3 Circle the word that begins with the same letter.

1 lion nose lollipop pen

2 river rainbow jug kangaroo

3 nose orange mango neck


4 panda pen quilt juice

5 man key nose mango

6 kangaroo river key lion

### 4 Complete the words with the first letter.



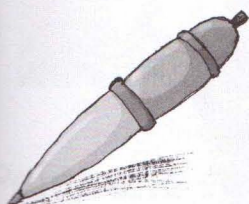
o k l r p j



u g

i o n

c t o p u s



e n

i v e r

e y

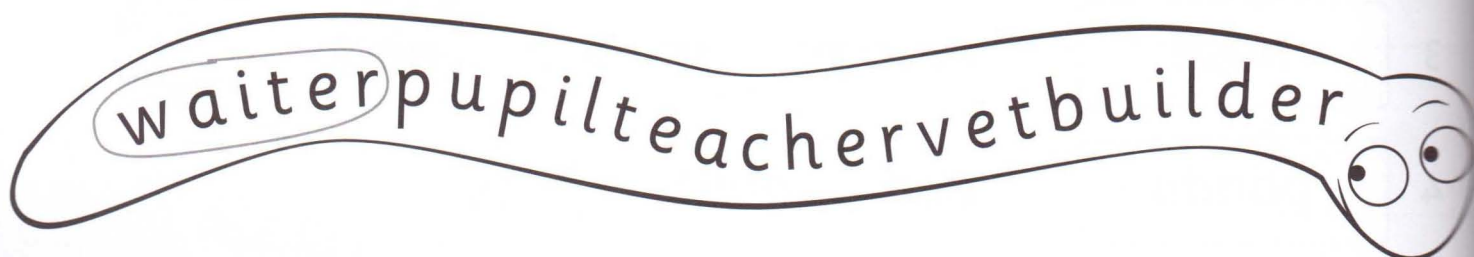


# 7 Are they teachers?

## Lesson One Words


### 1 Find the words.

pupil teacher waiter builder vet




### 2 Look and write the correct words.

waiter builder pupil teacher vet




waiter



# 1 Circle the correct answer.

1




Are they waiters?

Yes, they are.

No, they aren't.

2




Are they vets?

Yes, they are.

No, they aren't.

3



Are they teachers?

Yes, they are.

No, they aren't.

4




Are they pupils?

Yes, they are.

No, they aren't.

5



Are they builders?

Yes, they are.

No, they aren't.

## 2 Point and say.



Are they waiters?

Yes, they are.




# Lesson Three Sounds and letters

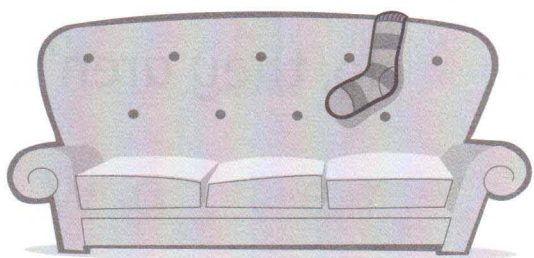
## 1 Trace.



## 2 Trace and write the letter Ss.



## 3 Write the letters on the words.



There's a sock  
on the sofa.

## 4 Find and colour the letter Ss.

Ss Tt Uu Vv

Ww Xx Yy Zz

**1 Trace and write the number.**

15 15

fifteen

16 16

sixteen

**2 Look and write the number.**

9 ~~10~~ 11 12 13 14 15 16

ten 10

fourteen \_\_\_\_\_

thirteen \_\_\_\_\_

twelve \_\_\_\_\_

nine \_\_\_\_\_

fifteen \_\_\_\_\_

sixteen \_\_\_\_\_

eleven \_\_\_\_\_


**3 Colour the numbers 15 and 16.**

11 12 13 14 15


16 17 18 19 20



## 1 Trace and write the letters *Tt* and *Uu*.



## 2 Write the correct letters on the words.



Look at the   t  urtle.  
It has got a       owel.

Look at the       mbrella.  
It goes   p  ,   p  ,   p  .



## 3 Find and colour the letters *Tt* and *Uu*.

Ss Tt Uu Vv  
Ww Xx Yy Zz

1 Look and write.

Yes, they are. No, they aren't.



Are they builders?

Yes, they are.



Are they builders?



Are they pupils?



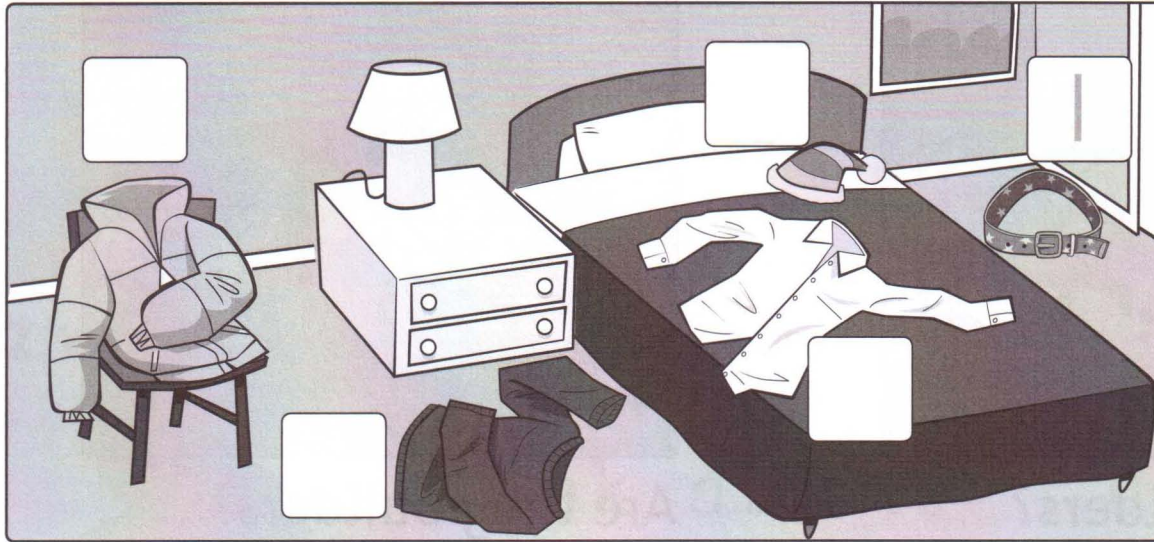
Are they teachers?

2 Read the sentences.



## Lesson One Words

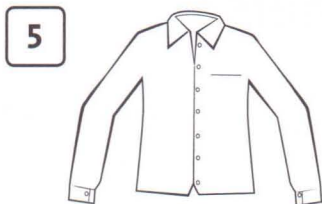
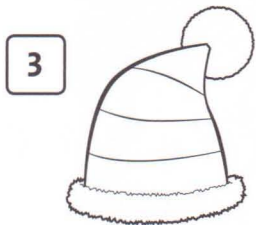
### 1 Look and write the number.



- 1 belt
- 2 jacket
- 3 shirt
- 4 hat
- 5 jumper

### 2 Look and write.

hat shirt belt jumper jacket



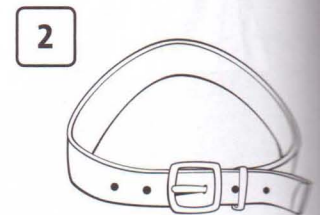
1 j a c k e t

2    t

3 h

4    e

5 s



1 Circle and complete the sentences.

1



hat

shirt

I've got a shirt.

2



belt

hat

I've got a \_\_\_\_\_.

3




sock

jacket

I've got a \_\_\_\_\_.

4



belt

jumper

I've got a \_\_\_\_\_.

5



shirt

jumper

I've got a \_\_\_\_\_.

6



sock

jacket

I've got a \_\_\_\_\_.

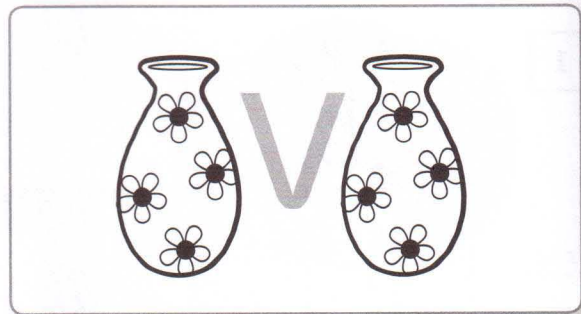

2 Point and say.

I've got a shirt.




# Lesson Three Sounds and letters

## 1 Trace.



## 2 Trace and write the letter Vv.



## 3 Write the letters on the words.

I'm \_\_\_ictor.

I've got a \_\_\_iolin.



I'm \_\_\_icky.



I've got a \_\_\_ase.

## 4 Find and colour the letter Vv.

Ss Tt Uu Vv

Ww Xx Yy Zz

1 Trace and write the number.



2 Read, match and write the number.


1 seventeen



2 eighteen




3 Colour the numbers 17 and 18.






# Lesson Five Sounds and letters


## 1 Trace and write the letters Ww and Xx.



## 2 Write the correct letters on the words.



She's a \_\_\_\_oman.  
It's a \_\_\_\_all.



What's this?  
It's a fo\_\_\_\_.  
It's a bo\_\_\_\_.

## 3 Find and colour the letters Ww and Xx.

Ss Tt Uu Vv  
Ww Xx Yy Zz

# 1 Circle the words. Write the sentences.

1



I've got a jumper.

I've got a jumper.

2



I've got a belt.

3



I've got a jacket.

4



I've got a hat.

5



I've got a shirt.

## 2 Read the sentences.




## Lesson One Words

### 1 What's next? Look, draw and write.


raisins plum crisps cake milkshake

1



raisins

2




3



4



5





1 Read and draw. 😊 ☹️

1 I like plums. 😊

2 I like cakes. 😊




3 I don't like raisins. 😊

4 I like milkshakes. 😊

5 I don't like mangos. 😊



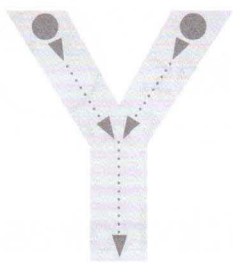
6 I don't like apples. 😊

2 Match the sentences above to the pictures. Write the numbers.

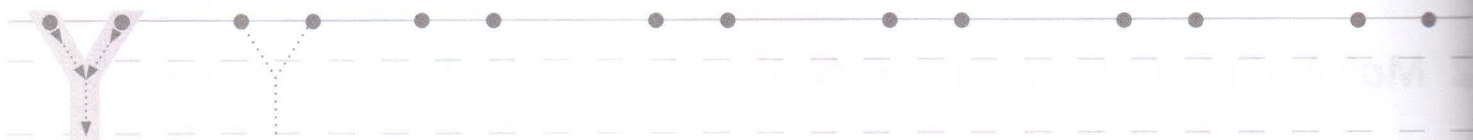





## 1 Trace.



## 2 Trace and write the letter Yy.



## 3 Write the letters on the words.



I like \_\_\_ogurt.

I like my \_\_\_o-\_\_\_o.

## 4 Find and colour the letter Yy.

Ss Tt Uu Vv

Ww Xx Yy Zz

**1 Trace and write the number.**

19 19 . . . . .

nineteen

20 20 . . . . .

twenty

**2 Write the words.**

19 \_\_\_\_\_ 20 \_\_\_\_\_

**3 Write the missing numbers.**

1 \_\_\_\_\_ 3 4 \_\_\_\_\_ 7 \_\_\_\_\_ 9 \_\_\_\_\_

11 \_\_\_\_\_ 14 \_\_\_\_\_ 16 \_\_\_\_\_ 19 \_\_\_\_\_

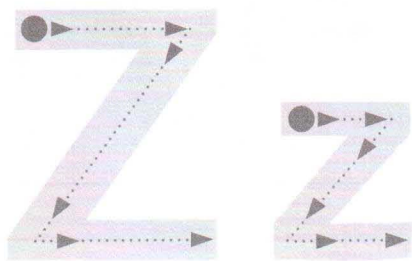
**4 Colour the numbers 19 and 20.**

11 12 13 14 15

16 17 18 19 20



## 1 Trace.



## 2 Trace and write the letter Zz.



## 3 Write the letters on the words.



\_\_ebra at  
the \_\_oo.

## 4 Find and colour the letter Zz.


Ss Tt Uu Vv  
Ww Xx Yy Zz

# 1 Look and write.


I like  
I don't like

raisins cakes crisps  
apples milkshakes

1



2




I like plums.


3




4



5



6







## 1 Circle the words. Write the sentences.

1



I d o n ' t l i k e p l u m s .

I don't like plums.

2



I ' v e g o t a h a t .

3



A r e t h e y v e t s ?

Yes, they are.

4



A r e t h e y p u p i l s ?

No, they aren't.




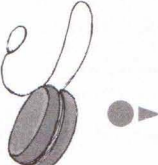


## 2 Read the sentences.



### 3 Circle the words with the same beginning sound.

- 1 towel sofa wall sock
- 2 up violin yo-yo umbrella
- 3 vase zebra zoo turtle
- 4 yogurt sofa woman wall
- 5 violin vase turtle sofa































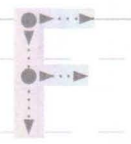






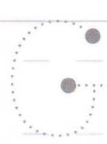




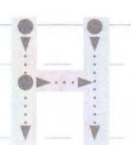
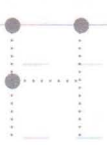


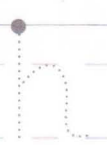

### 4 Look and match.


1 	2 	W	z
3 	4 	X	t
5 	6 	Z	y
		T	w
		U	x
		Y	u

Connections: 1 to W, W to z, 2 to t, 3 to y, 4 to w, 5 to x, 6 to u.



Trace and copy.





R

R

r

r

S

S

s

s

T

T

t

t

U

U

u

u

V

V

v

v

W

W

w

w

X

X

x

x

Y

Y

y

y

Z

Z

z

z